

THE STATE OF FINE ARTISTS IN THE UNITED STATES

Employment of fine artists, including painters, sculptors, and illustrators - TOP 5 states, as of May 2021*

California



1,280 artists

Texas



930 artists

Georgia



650 artists

Florida



400 artists

Ohio




380 artists

Data source: U.S. Bureau of Labor Statistics

State icons are from [icons8.com](https://www.icons8.com)


Annual mean wage of fine artists, including painters, sculptors, and illustrators - TOP 5 states, as of May 2021*

New York




\$120,510

Connecticut




\$107,140

New Jersey




\$81,830

Minnesota



\$72,820

Oregon



\$69,470

Data source: U.S. Bureau of Labor Statistics



The states with the greatest number of artists employed aren't the ones with the highest mean incomes. So what draws artists to those states?

If an artist is new, should s/he start a career in a state with more opportunities for employment? Then, once s/he has garnered some experience and / or notoriety move on to a state with higher average incomes for artists? Does that even matter in today's world when an artist can sell artwork through an online gallery such as Blue Hill Fine Arts?

Stay tuned as we further explore this topic!